

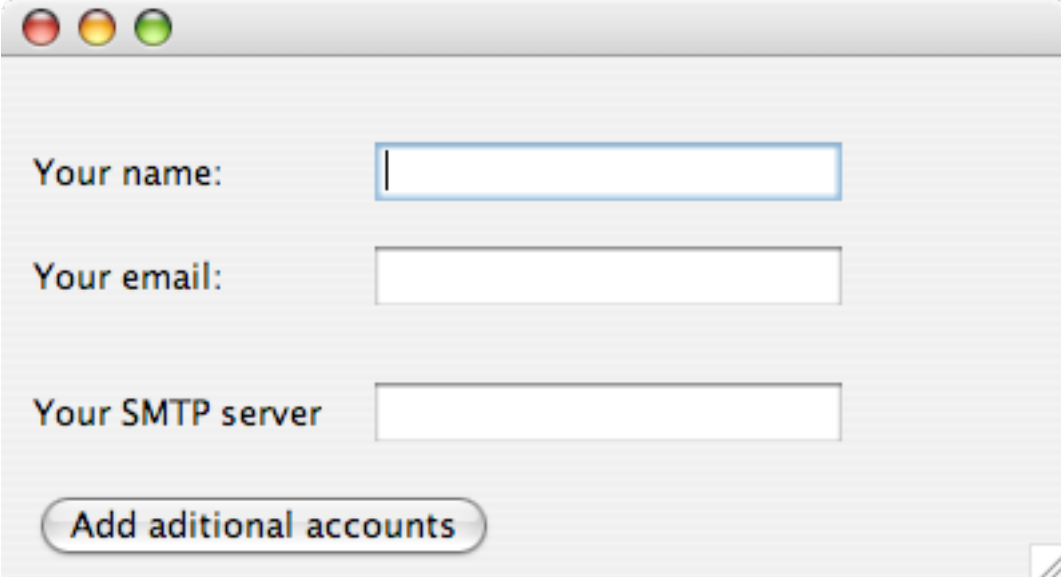
# CrunzhMailMac 1.3

## Introduction

Sometimes you just need to send a quick e-mail, and it would be nice if you could send it without having to open up the big, bloated and slow-to-load e-mail clients that you normally use. That is where CrunzhMail comes in. CrunzhMail is a very small and simple e-mail client, which doesn't have any of the numerous special features such as a calendar or a spell checker found in some of the larger e-mail clients. Instead it's just a small program specifically designed for the purpose of sending out quick e-mails. It's a simple program that does one job, and it does it very well.

## How to use

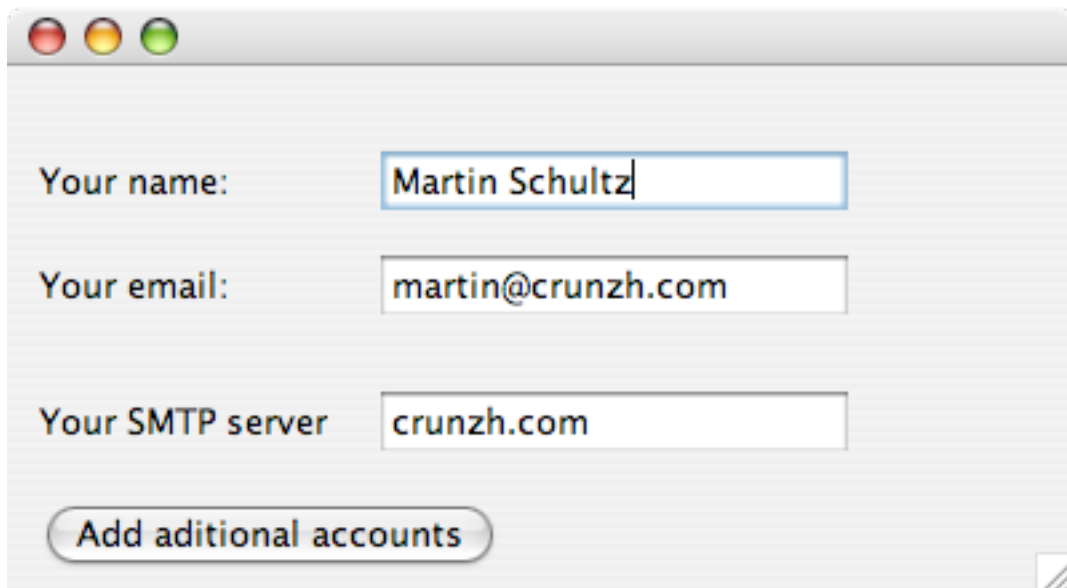
The first time you run CrunzhMail you are presented with the following configuration menu.



The image shows a screenshot of a Mac OS window titled "CrunzhMail". The window has a standard Mac OS title bar with three colored buttons (red, yellow, green) on the left. The main content area is light gray and contains three text input fields. The first field is labeled "Your name:" and has a blue border. The second field is labeled "Your email:" and has a gray border. The third field is labeled "Your SMTP server" and has a gray border. Below these fields is a rounded rectangular button with the text "Add additional accounts".

This you need to fill out with your email information, which is normally supplied by your Internet Service Provider. If you lack any information you can contact them.

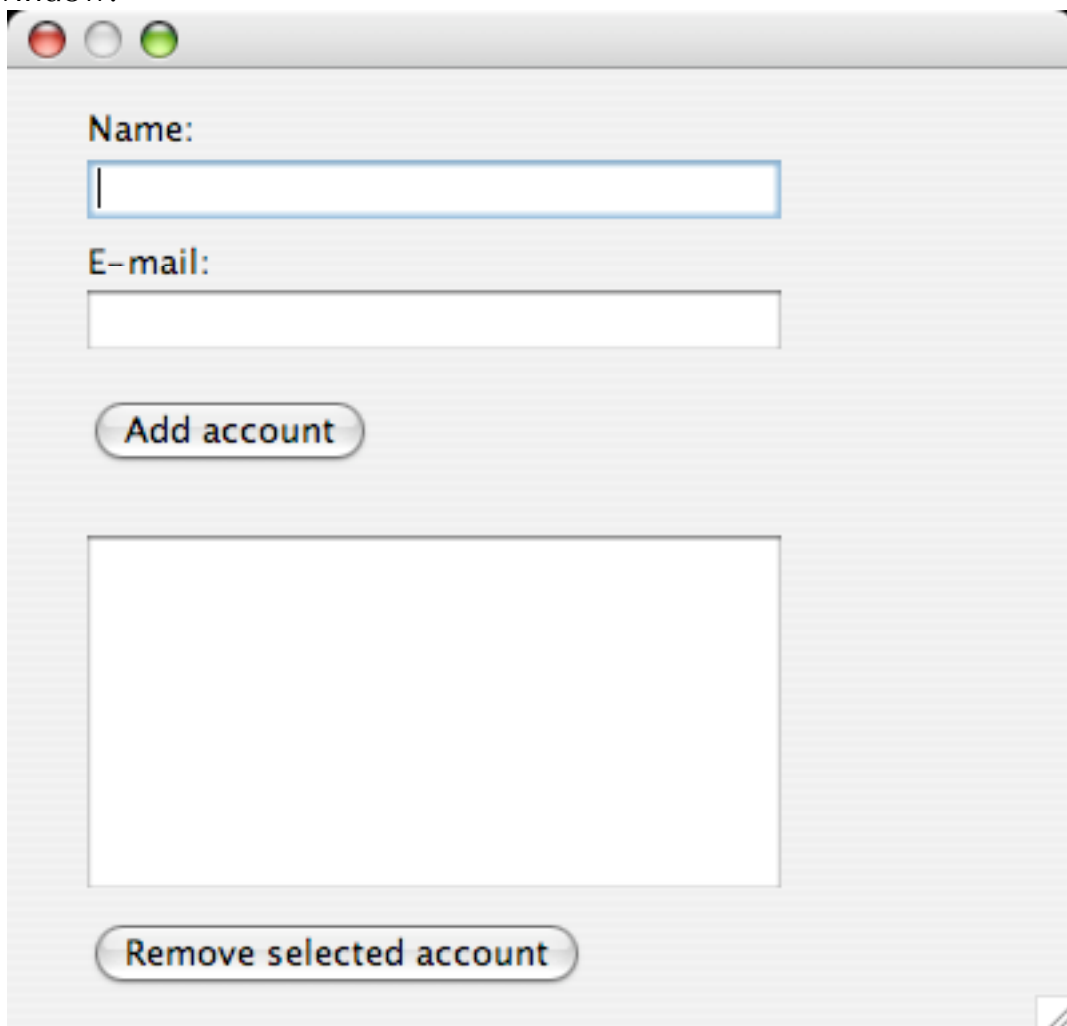
For your first account you need to fill out the three fields. Your Name holds your name as the receiver of the e-mail will see it, Your Email your email address and Your SMTP Server your outgoing mail server. An example is:



A screenshot of a macOS-style window with three colored window control buttons (red, yellow, green) in the top-left corner. The window contains three text input fields with labels to their left: "Your name:" with the text "Martin Schultz", "Your email:" with the text "martin@crunzh.com", and "Your SMTP server" with the text "crunzh.com". Below these fields is a rounded button labeled "Add additional accounts". A small icon of a diagonal line is visible in the bottom-right corner of the window.

And you are ready to go! Just close the preferences window and you can send e-mails.

If you want to add more than one e-mail account click the button named "Add additional accounts" and you will be presented with the following window:



A screenshot of a macOS-style window with three colored window control buttons (red, yellow, green) in the top-left corner. The window contains two text input fields with labels to their left: "Name:" and "E-mail:". Below the "E-mail:" field is a rounded button labeled "Add account". At the bottom of the window is a larger rounded button labeled "Remove selected account". A small icon of a diagonal line is visible in the bottom-right corner of the window.

To add a new account, fill in the Name and E-mail fields and click Add account. It will then appear in the list in the bottom of the window. You can repeat this as many times as you want, to add all the accounts you need. Close the window when you are done.

To manage accounts later on, simply select CrunzhMail from the top menu and select preferences.

You can contact me at the message board located at <http://forum.crunzh.com> and I would appreciate any kind of constructive criticism and suggestions.

If you have any problems with this program please send post your problems to this message board with information on your OSX version and what you were doing at the time the problem occurred. This will make it much faster and easier for me to help you.

It is possible download the newest version of this program at the address <http://www.crunzh.com>.

V1.3 8<sup>th</sup> of September 2008  
Better multiuser support.

V1.2.1 24<sup>th</sup> of November 2007  
I have added wordwrap to the main message field and improved the documentation.

V1.2 7<sup>th</sup> of October 2007  
It is now possible to attach files to the emails and a small bug that could cause problems with international characters in the subject field has been fixed.

V1.1 19<sup>th</sup> of September 2007.  
Several small bugs have been fixed.

V 1.0 20<sup>th</sup> of August 2007

V 0.9 beta 25<sup>th</sup> of July 2007  
First version released for beta testing.

**Copyright and Disclaimer**

Copyright 2007-2008, Martin Schultz

All rights reserved.

Redistribution and use in source and binary forms, with or without modification,

Are permitted provided that the following conditions are met:

\* Redistributions of source code must retain the above copyright notice,

    this list of conditions and the following disclaimer.

\* Redistributions in binary form must reproduce the above copyright notice,

    this list of conditions and the following disclaimer in the documentation

    and/or other materials provided with the distribution.

\* Neither the name of Crunzh Technologies nor the names of its contributors

    may be used to endorse or promote products derived from this software

    without specific prior written permission.

THIS SOFTWARE IS PROVIDED BY THE COPYRIGHT HOLDERS AND CONTRIBUTORS "AS IS" AND ANY EXPRESS OR IMPLIED WARRANTIES, INCLUDING, BUT NOT LIMITED TO, THE IMPLIED WARRANTIES OF MERCHANTABILITY AND FITNESS FOR A PARTICULAR PURPOSE ARE

DISCLAIMED. IN NO EVENT SHALL THE COPYRIGHT OWNER OR CONTRIBUTORS BE LIABLE FOR ANY DIRECT, INDIRECT, INCIDENTAL, SPECIAL, EXEMPLARY, OR CONSEQUENTIAL DAMAGES (INCLUDING, BUT NOT LIMITED TO, PROCUREMENT OF SUBSTITUTE GOODS OR SERVICES; LOSS OF USE, DATA, OR PROFITS; OR BUSINESS INTERRUPTION) HOWEVER CAUSED AND ON ANY THEORY OF LIABILITY, WHETHER IN CONTRACT, STRICT LIABILITY,

OR TORT (INCLUDING NEGLIGENCE OR OTHERWISE) ARISING IN  
ANY WAY OUT OF THE USE  
OF THIS SOFTWARE, EVEN IF ADVISED OF THE POSSIBILITY OF SUCH  
DAMAGE.

CrunzhMailMac is copyright © 2007-2008 Martin Schultz.